







Pokémon Wer-bin-ich Spiel





1. Schneide Pikachu aus und klebe ihn auf einen Streifen Fotokarton.
2. Klebe eine Wäscheklammer auf die Rückseite von Pickachus linker Hand.



©2024 Pokémon. ©1997-2024 Nintendo, Creatures, GAME FREAK, TV Tokyo, ShōPro, JR Kikaku, TM, © Nintendo



Mehr Ideen zum Selbermachen findest du auf toggoeltern.de







Krokel




Felori



Schiggy




Bisasam



Pikachu




Mauzi



Glumanda



Kwaks



Pummeluff