






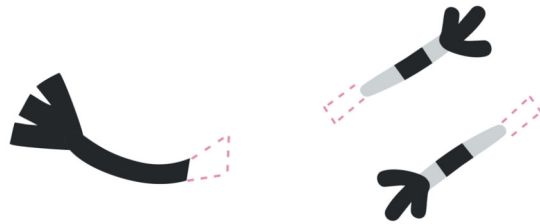


Peppa Pig Ostereier

1. Auf 200 g Papier drucken
2. Ausschneiden
3. An das Ei kleben

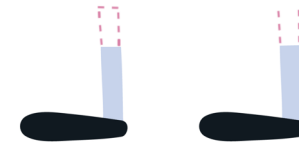
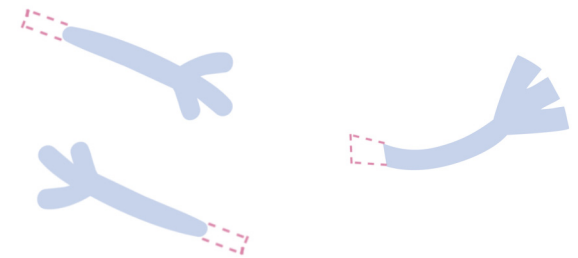

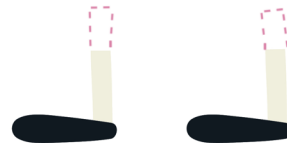

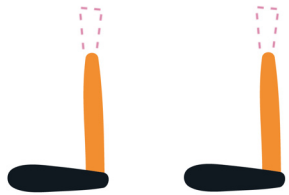



Mehr Ideen zum Selbermachen findest du auf [toggoeltern.de](https://www.toggoeltern.de)

Peppa Pig Ostereier



Peppa Pig Ostereier



Mehr Ideen zum Selbermachen findest du auf toggoeltern.de